

Print Sample Folder

High print quality due to the use of the DuploFLEX® 5 range

AGENDA

- 1) Goals
- 2) Test details
- 3) Test form pictures
- 4) Evaluation scheme
- 5) Results





1) Goals

1) Goals

- Help to choose the correct tape
- Real print samples
- Direct comparison
- Relaunch of an older version



2) Test details

Tapes

Which tapes were used:


Lohmann DuploFLEX® 5 range

- DuploFLEX 5.1
- DuploFLEX 5.2
- DuploFLEX 5.3
- DuploFLEX 5.4



Technical Data

- Machine: Tresu
- Mounting machine: Heaford
- Anilox: Zecher 400 / 5.0 gr
- Solvent ink: Siegwerk water based
- Sleeve: Rotec 400 mm
- Substrate: Paper 90 gr white
- Screen: 60 lpc / 152 lpi
- Plates: DuPont Easy 1.14 mm



Print

Plate: DuPont Easy

Tape	Machine speed	
	m / min	ft / min
DuploFLEX® 5.1	300	985
DuploFLEX® 5.2	300	985
DuploFLEX® 5.3	300	985
DuploFLEX® 5.4	300	985

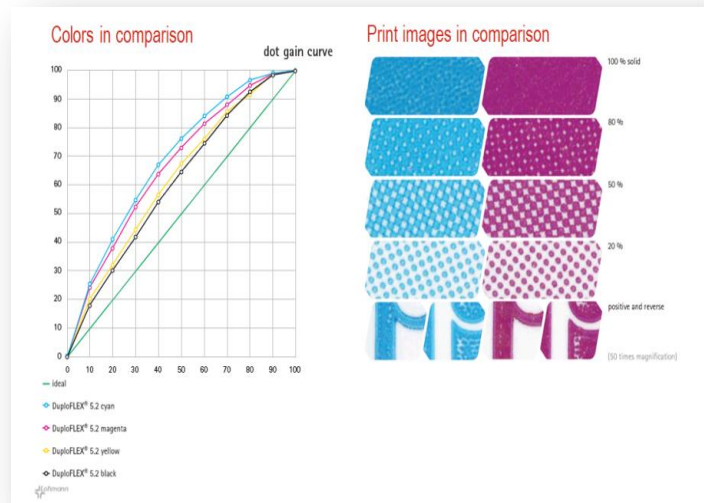

Print sample folder:

Lohmann is thinking wider than tapes

Lohmann set up a print sample folder printed at Tresu

Target of this tool:

- To test and analyse the impact of different hardness levels on print results through a direct comparison while all other parameters remain unchanged.





3) Test form pictures

Print test form

Lohmann
The Bonding Engineers

Printed with DuploFlex

The high class of Flexo Printing

Lohmann
The Bonding Engineers

Lohmann
The Bonding Engineers

Lohmann
The Bonding Engineers

FLEXPAN MANUFAKTUR

ZECHER
THE ANILOX EXPERTS

DU PONT

TRESU
Group
www.tresu.com




Print test form – content / tested features

Highlights in the picture; vignetted halftone screen



Print test form – content / tested features

Solids



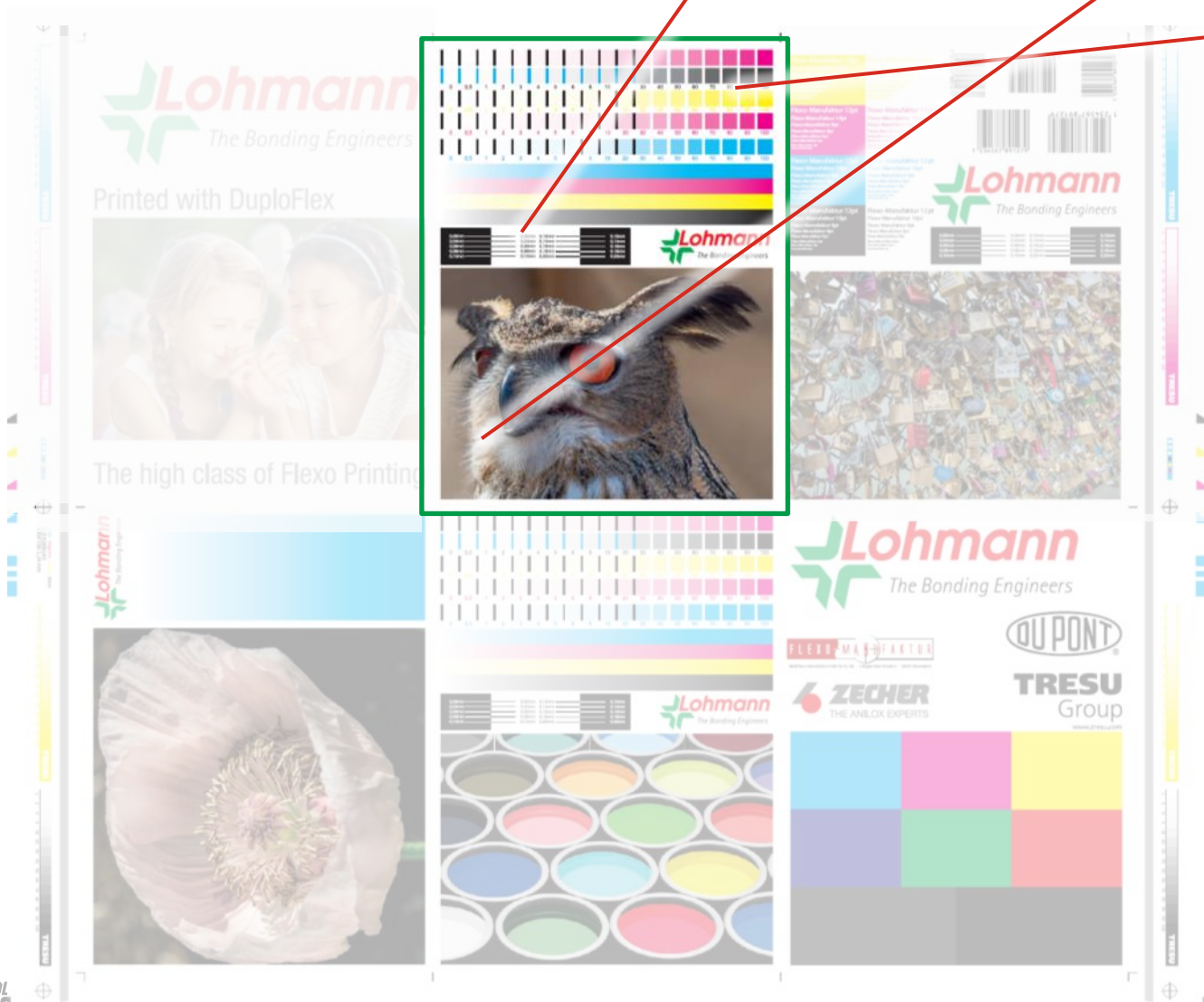
Print test form – content / tested features

Skin tones:




Print test form – content / tested features

Highlights in the picture; positive / negative lines; vignette halftone screen; halftone wedge



Print test form – content / tested features

Ink trapping fields; positive / negative lines; vignette halftone screen; halftone wedge








4) Evaluation scheme




4) Evaluation scheme

Solid

Quality	Example	Comments
Good		Complete area coverage
Satisfactory		
Improvable		Area not fully covered with ink open areas visible without microscope




4) Evaluation scheme

80%

Quality	Example	Comments
Good		82% area coverage, free areas in right size
Satisfactory		
Improvable		Share of fully covered areas has increased significantly




4) Evaluation scheme

50%

Quality	Example	Comments
Good		50% area coverage, minimal dot gain
Satisfactory		
Improvable		Clear visible dot gain → effect on details in picture




4) Evaluation scheme

20%

Quality	Example	Comments
Good		Small dot gain
Satisfactory		
Improvable		Big dot gain

4) Evaluation scheme

Reverse & Positive

Quality	Example	Comments
Good		Details are clearly visible
Satisfactory		
Improvable		Less details due to too much pressure




5) Results


Direct comparison DuploFLEX® 5.1 – DuploFLEX® 5.4

(Asahi DEF 1.14 mm | machine speed: 300 m/min | printing impression: 60 µm)


DuploFLEX® 5.1:




DuploFLEX® 5.2:



DuploFLEX® 5.3:



DuploFLEX® 5.4:





We love new challenges.
Yours could be next.

[Click here for more information!](#)

